

Aerating Valve S4



Symbol photo

General:

- Material: PVC-U / PP
- Sealing material: EPDM / FPM
- Dimensions: DN10 – DN80
d16 – d110
3/8" – 4"

Connector types

PVC

- Solvent socket DIN / ASTM / JIS
- Solvent spigot DIN
- Threaded socket BSP
- PE fusion spigot DIN

PP

- Fusion socket DIN
- Fusion spigot DIN
- Threaded socket BSP

Further connector types on request

Operating pressure:

DN10 d16 d3/8" – DN50 d63 d2"	PN16/10
DN65 d75 d2 1/2"	PN16/8
DN80 d90 d3"	PN10/6
DN80 d110 d4"	PN6

Technical features:

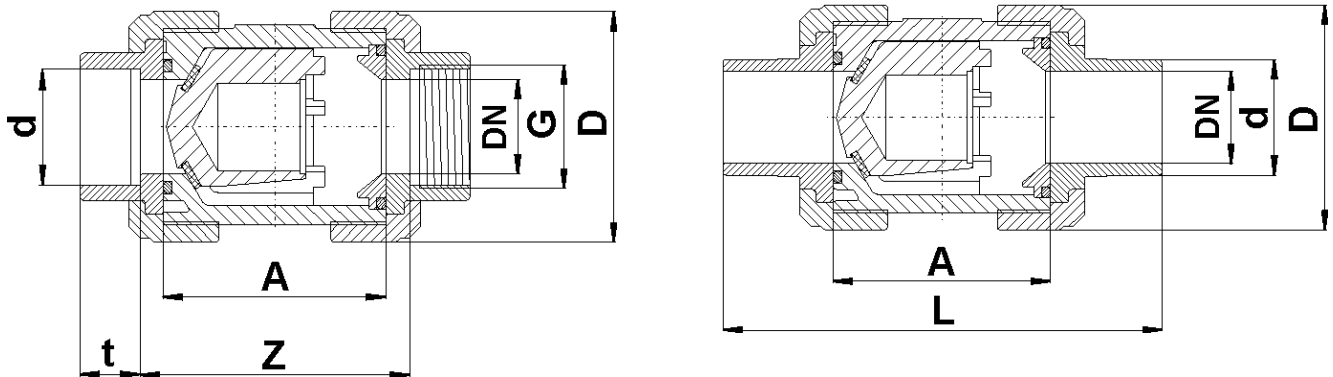
- Maintenance free operation over a long working life
- Service friendliness
- Radial installation or removal
- Quick and exact closing and opening

This document does not constitute a guarantee, it is for initial information purposes only. The product range is continually upgraded, the designs and types therefore only reflect the state of the art at the time of printing.
Subject to technical modifications!

Aerating Valve S4



Dimensions:



PVC

Connector types

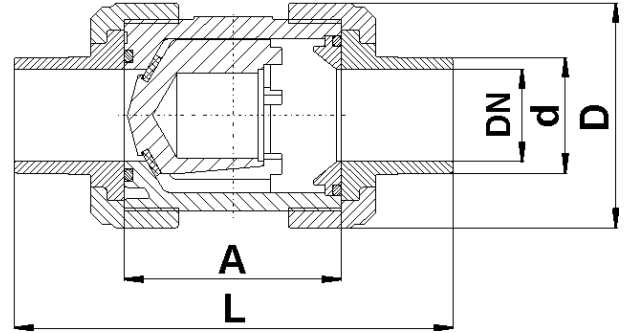
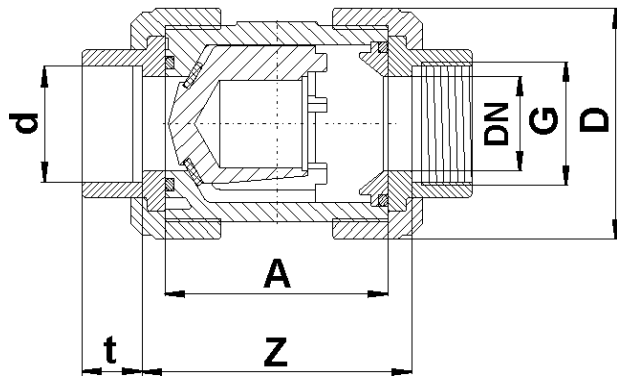
PVC solvent socket / solvent spigot / threaded socket
PE fusion spigot

DN	10	15	20	25	32	40	50	65	80	80
d	16	20	25	32	40	50	63	75	90	110
G _{TSO} ¹	3/8"	1/2"	3/4"	1"	1 1/4"	1 1/2"	2"	2 1/2"	3"	-
A	62	62	70	74	84	95	109	137	163	163
D	53	53	63	70	85	101	124,5	155	188	188
t _{SSO} ²	16,5	16,5	19,5	22,5	26,5	31,5	38,5	45	55,5	64
t _{SSP} ³	17	17	20	22,5	26,5	31,5	38,5	45	52	64,5
L _{SSP} ³	115	125	145	154	174	194	223	287	300	341
L _{FSP} ³ PE	112	123	143	151	142	180	197	253	393	323
Z _{TSO} ¹	67	67	77	81	90	104	120	150	185	-
Z _{SSO} ²	68	67	76	80	91	103	120	148	180	173
PN	16	16	16	16	16	16	16	16	10	6

Dimensions in mm

- ¹ TSO = threaded socket
- ² SSO = solvent socket
- ³ SSP = solvent spigot
- ⁴ FSP = fusion spigot
- = currently not realised

Aerating Valve S4



PP

Connector types

PP fusion socket / fusion spigot / threaded socket

DN	10	15	20	25	32	40	50	65	80	80
d	16	20	25	32	40	50	63	75	90	110
G ¹ TSO	3/8"	1/2"	3/4"	1"	1 1/4"	1 1/2"	2"	2 1/2"	3"	-
A	62	62	69	73	83	94	108	133	160	160
D	53	53	64	71	84,5	100	120,5	155	187	187
t ² FSO	14,5	16	17,5	19,5	22	25,5	29	34,5	38,5	42
L ³ FSP	114	124	143	152	171	191	220	277	295	312
Z ¹ TSO	67	67	74	80	89	13	119	143	180	-
Z ² FSO	71	68	78	84	97	113	136	162	211	211
PN	10	10	10	10	10	10	10	8	6	6

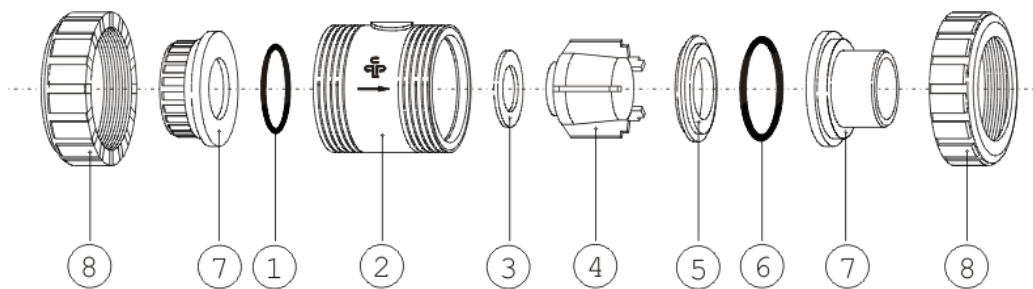
Dimensions in mm

- ¹ TSO = threaded socket
- ² FSO = fusion socket
- ³ FSP = fusion spigot
- = currently not realised

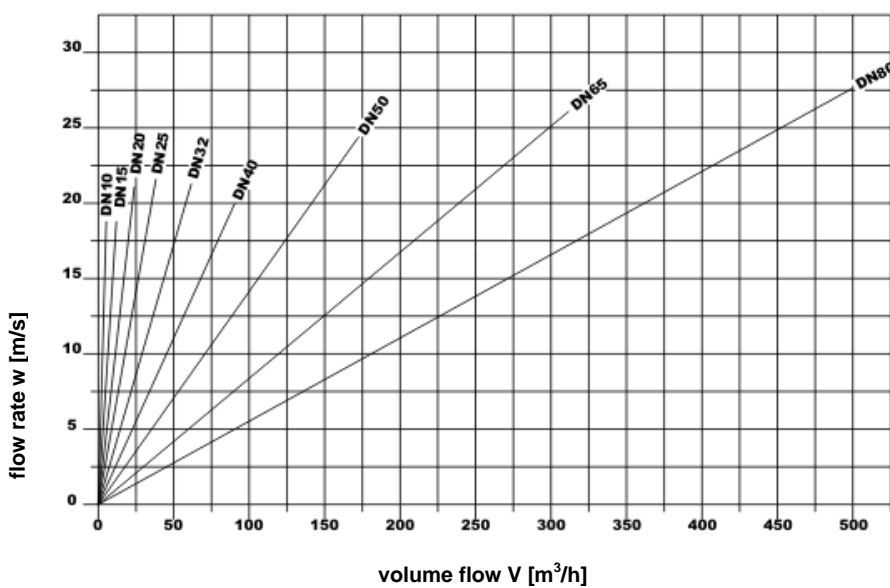
Aerating Valve S4

Exploded drawing:

- 01. O-Ring
- 02. Body
- 03. Flat gasket
- 04. Cone
- 05. Thrust collar
- 06. O-Ring
- 07. Connector types
 - Solvent socket
 - Solvent spigot
 - Threaded socket
 - Fusion socket
 - Fusion spigot
- 08. Union nut



Diagrams:

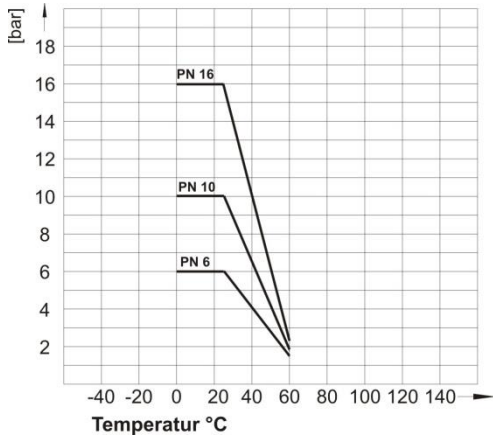


Aerating Valve S4



Pressure – Temperature – Diagram

PVC



PP

